

DELTA RIB™ III




Delta Rib III

**STANDING BY OUR PRODUCTS
AND WARRANTIES FOR 40 YEARS**

Delta Rib III panel is a light gauge, exposed fastener panel with 36" coverage used in both roof and wall applications.

FEATURES AND BENEFITS

- Available in our Dura Tech™ xI paint system or our ZINCALUME® Plus finish for unpainted applications; limited lifetime warranty available on residential applications.
- ColorGuard 25 with Spectrascape® available with a 25 year limited warranty for your agricultural, post frame and recreational building applications.
- Specialty finishes in Dura Tech 5000 paint system available in 29ga as a standard offer.
- Fiberglass and polycarbonate skylight panels available.
- Manufactured with high tensile steel for greater load capability.
- Economical standard and custom trim packages available with every order.
- Product is UL Class A Fire Rated when installed in accordance with UL requirements.




DELTA RIB™ III



Cool DURA TECH XL

COOL Dura Tech xl keeps the heat out and the color brilliant.

- Superior color retention and resistance to chalk and fade.
- Dura Tech xl energy saving **COOL** colors reduce the demand for energy.



Premium Colors (The premium colors below are subject to upcharge)



† This coating is batch sensitive and directional in nature.

Not all facilities produce product in premium colors. Please allow additional lead time for shipment to other service areas.

LOAD TABLE

Gauge	Span	Cond.	Allowable Inward Loads (lbs/ft²) per Span (ft.-in.)						
			2'-0"	2'-6"	3'-0"	3'-0"	4'-0"	4'-6"	5'-0"
29	Single Span	W/Ω	111	71	49	36	28	22	18
		L/180	-	68	39	25	17	12	8
	Double Span	W/Ω	107	69	48	36	27	21	18
		L/180	-	-	-	-	-	-	-
Triple Span	W/Ω	131	85	61	45	34	27	22	
	L/180	-	-	-	-	31	22	16	
26	Single Span	W/Ω	146	93	65	48	36	29	23
		L/180	-	86	50	31	21	15	11
	Double Span	W/Ω	138	89	62	45	35	28	22
		L/180	-	-	-	-	-	-	-
Triple Span	W/Ω	171	111	77	57	43	34	28	
	L/180	-	-	-	-	40	28	20	

NOTES: (Specifications subject to change without notice.)

- The information in these tables applies to uniform loads only.
- Upper values based on allowable panel strength.
Bottom values based on allowable service load deflection of L/180.
- "-" denotes that capacities are limited by panel strength vs. deflection.
- Steel conforms to ASTM A792 (ZINCALUME) 80,000 psi minimum yield.
- Values are based on AISI S100-12.
- Has not been evaluated for web crippling (reactions at supports).



A robust and economical paint system.

- Resistant to chalk and fade with ratings similar to a PVDF.
- Engineered to resist peeling or cracking for 25 years.



Product Availability by Gauge and Location

Location	Salem, Oregon
Dura Tech xl	29ga & 26ga
ColorGuard 25	29ga

Additional lead times apply on products supplied from a non-local facility.

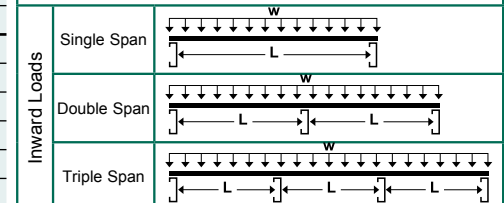
REPRESENTATION OF COLORS MAY VARY DUE TO PRINTING LIMITATIONS.

Sample color chips are available upon request. Consult your ASC Building Products representative for more information.

Section Properties					
Gauge	Wt. (lbs/ft²)	I+ (in⁴/ft)	S+ (in³/ft)	I- (in⁴/ft)	S- (in³/ft)
29	0.64	0.0121	0.0185	0.0103	0.0189
26	0.80	0.0153	0.0244	0.0131	0.0238

LOADING TABLE LEGEND

W/Ω- Allowable panel strength
L - Span
L/180 - Load limited by a deflection of 1/180 of the span
w - Distributed load



ASC Building Products is Proudly Distributed by: