



# STANDING SEAM INSPIRATION GUIDE



# 10 Stunning Standing Seam Roofing Projects

Discover the unmatched beauty, performance, and versatility of metal roofing by ASC Building Products. This collection showcases projects that highlight the ageless style, enhanced curb appeal, and low-maintenance benefits of standing seam metal roofs. These designs demonstrate why metal roofing is the smart, stylish choice for homeowners and builders alike.

To learn more about ASC Building Products or to visualize a standing seam roof on your next project, visit [ascbp.com](https://ascbp.com).

## What is standing seam roofing?

Standing seam is a popular metal roofing product suitable for both residential and light-commercial applications. It offers superior performance, a clean appearance, and can be installed on most building types. These panels reflect one continuous panel piece from ridge to eave. Standing seam includes a broad range of products, designs, and attachment types, offering different visual appeal and performance.

The seam is the vertical rib of the panel that also locks the panels together. It is raised from the flat base (or pan) of the profile. Standing seam is a concealed fastener roof system as the attachment point to the building is concealed by the seam, providing superior weathertightness.

Learn more about standing seam roofing in [ASC Building Products' Metal Roof Buyer's Guide](#).

## What are ASC Building Products' standing seam options?

### Skyline Roofing® | Skyline Roofing® hp | Design Span® hp

**Skyline Roofing** features snap-together panels made from 26-gauge steel with 12" or 16" net coverage. Panels have a 1" rib height and optional ribs or striations to minimize the appearance of oil-canning.

**Skyline Roofing hp** is a high-performance panel crafted from a thicker 24-gauge steel. It comes in a 16" coverage and maintains the same 1" height and options as Skyline Roofing. This roofing is a trusted favorite among homeowners and roofers, making it the perfect choice for new residential construction or remodels.

**Design Span hp** is a high-performance structural panel engineered for exceptional durability and versatility. This clip-attached panel is available in 12", 16", 17", and 18" widths, with a 1¾" rib height, and in 24 and 22-gauge steel. Its seamless compatibility with traditional building materials provides exceptional flexibility, making it a top choice for owners seeking lasting performance and timeless appeal.

# What is the difference between ASC Building Products standing seam options?

## Skyline Roofing®

Our most popular standing seam roofing product. Its balance of performance, value, ease of installation, and wide range of colors make it ideal for most homes.

- 1" seam with snap-together interlock with integrated nailing flange for installation efficiency.
- Attaches directly to roof deck.
- Manufactured in 26 gauge.
- Available in 12" and 16" configurations.
- Features DuraTech™ xl - A performance rated Silicon Modified Polyester (SMP) Paint System offering a limited lifetime warranty.
- Features ZINCALUME® coated steel, a specialty aluminum zinc coating that resists corrosion.
- Can be installed on roof slopes down to 3:12.

## Skyline Roofing® hp

Improves upon the strength of Skyline Roofing with a thicker metal and a commercial-grade paint system. The same installation and product features as Skyline but offers:

- A thicker 24-gauge steel.
- DuraTech™ 5000 PVDF (Fluorocarbon) commercial-grade paint system that offers improved resistance to extreme environments.

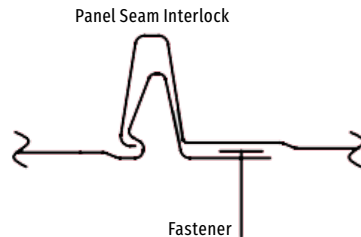

## Design Span® hp

Our signature, performance-rated structural standing seam panel. Design Span attaches to the roof deck with a clip system which allows for greater thermal movement and higher resistance to extreme wind and water infiltration.

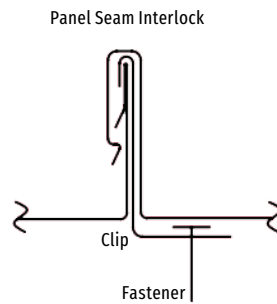
- 1 3/4" seam with snap interlock to avoid the need for field seaming.
- Attaches to roof deck with clips to allow for greater thermal movement and performance.
- Available in 24 and 22 gauge steel.
- DuraTech™ 5000 PVDF (Fluorocarbon) commercial-grade paint system that offers improved resistance to extreme environments
- High performance tested, including: ASTM E1592 (wind uplift), ASTM E1680 (air infiltration) and ASTM E1646 (water infiltration) tested.
- Available with optional weathertightness warranty.
- Can be installed on roof slopes down to 2:12.
- Factory sealant applied for increased performance.

# How do the products attach?

## Skyline Roofing® & Skyline Roofing® hp



## Design Span® hp



# Benefits of choosing ASC Building Products



Standing seam products feature Cool coatings - pigments in the paint that reflect sunlight to lower heat transfer to the structure, reducing home cooling costs.



All standing seam products achieve Class A Fire Rating when installed on a non-combustible deck or framing per IBC, IRC, or when installed in accordance with UL listings UL790.



All standing seam products have been independently verified to meet the structural and fire resistance properties of the stringent International Building Code (IBC), International Residential Code (IRC), California Building Code (CBC), and California Residential Code (CRC).




1

## Ilwaco Residence

Ilwaco, WA

Showcasing elegance and durability this residential project highlights Skyline Roofing 16" standard ribbed panels in Old Zinc Gray. This 26-gauge roof complements the vibrant red siding and clean, white trim while adding a timeless coastal charm to the home.



Skyline Roofing®



Old Zinc Gray  
SRI: 43 • LRV: 22



## Monochrome Home

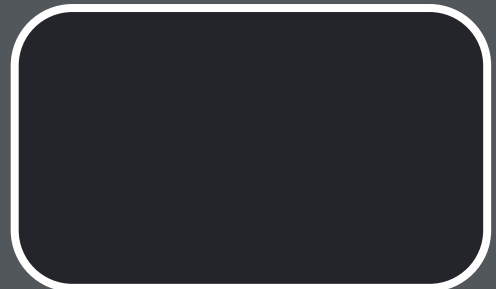
Southern, OR

Blending style and function, the bold, Matte Black Skyline Roofing creates a striking contrast against the crisp white board-and-batten siding, giving the home a clean, monochromatic aesthetic.

The sleek standing seam profile adds a modern touch, while the Matte Black finish enhances the home's contemporary look.



Skyline Roofing®



**Matte Black**  
SRI: 29 • LRV: 5




3

## Waterfront Home

Pacific Northwest

Perfectly suited for architectural applications, Design Span hp delivers both sleek aesthetics and unmatched durability. The clean, modern design of the standing seam profile enhances the home's contemporary architecture, while the 24-gauge ZACTique® II finish offers a subtle yet sophisticated metallic tone that complements the natural surroundings.



Design Span® hp



**ZACTique® II**  
SRI: 39 • LRV: 22



## Copper Solace


Watsonville, CA

Combining style, resilience, and energy efficiency, Copper Solace showcases the transformative impact of premium materials like Skyline Roofing® in creating homes that are both functional and visually captivating.

The rich, warm tone of the Copper Penny color perfectly complements the surrounding landscape, blending seamlessly with the natural environment.



Skyline Roofing®



**Copper Penny**  
SRI: 53 • LRV: 28





5

## Lytton Rancheria

Santa Rosa, CA

In the scenic landscapes of California's wine country sits a private housing community prominently featuring 16" and 18" Design Span hp panels in various elegant finishes including Slate Gray and Old Town Gray.

The profiles blend modern functionality with the natural beauty of the surrounding wine country. These roofs are engineered for long-lasting performance, making them an ideal choice for a community built to endure.



Design Span® hp



**Old Town Gray**  
SRI: 43 • LRV: 27



**Slate Gray**  
SRI: 32 • LRV: 13




6

## Spirit Bay


British Columbia, Canada

This unique community along the serene coastline harmoniously blends colorful architecture with durable, high-performance materials to endure the region's dynamic weather conditions.

Each roof features Skyline Roofing hp 16" striated in 24-gauge ZINCALUME® Plus. The striations help minimize the appearance of oil-canning while the finish contributes to energy efficiency.



Skyline Roofing® hp Striated



ZINCALUME® Plus  
SRI: 64 • LRV: 67




7

## Cascade View Residence

Pacific Northwest

In the foothills of the Pacific Northwest, this residence seamlessly blends natural charm with modern functionality.

The Design Span hp 16" striated panels ensures superior protection against the region's harsh elements. The ZACTique® II color adds a weathered appearance that complements the rustic cedar siding and lush greenery surrounding the home.



Design Span® hp



**ZACTique® II**  
SRI: 39 • LRV: 22



## Copper Penny Cabin


Seabrook, WA

Amidst the natural beauty of Seabrook, WA, this cabin perfectly captures rustic charm with a modern twist. This cozy retreat features Skyline Roofing® 16" panels in a stunning Copper Penny finish, adding warmth and character to its design.

The bold metallic hue of the roof harmonizes beautifully with the natural wood siding, creating a cohesive and inviting aesthetic.



Skyline Roofing®



**Copper Penny**

SRI: 53 • LRV: 28



## Log Cabin

Pacific Northwest

Featuring a Design Span hp 16" striated panel, this cabin's design harmonizes with the natural landscape while delivering exceptional performance.

The weathered copper finish enhances the natural wood tones of the log siding. The profile adds modern elegance and long-lasting protection against the region's challenging weather.



Design Span® hp



**Weathered Copper**

SRI: 33 • LRV: 14



10

## Private Residence


Mount Shasta, CA

Situated amid the stunning natural beauty of Mount Shasta, CA, this private residence features Skyline Roofing® in Denali Green. The vibrant green roof enhances the home's charm while pairing with the surrounding forested environment.

Skyline Roofing brings a modern edge to the home's design while offering exceptional durability and weather resistance.



Skyline Roofing®



**Denali Green**


SRI: 29 • LRV: 11

# Feeling Inspired?

Explore Our Standing Seam Design Tools

## Get Free Metal Colors Samples

Simply submit a sample request to receive free metal roofing color chips delivered straight to your door.



## Download Our Product Guide & Resources

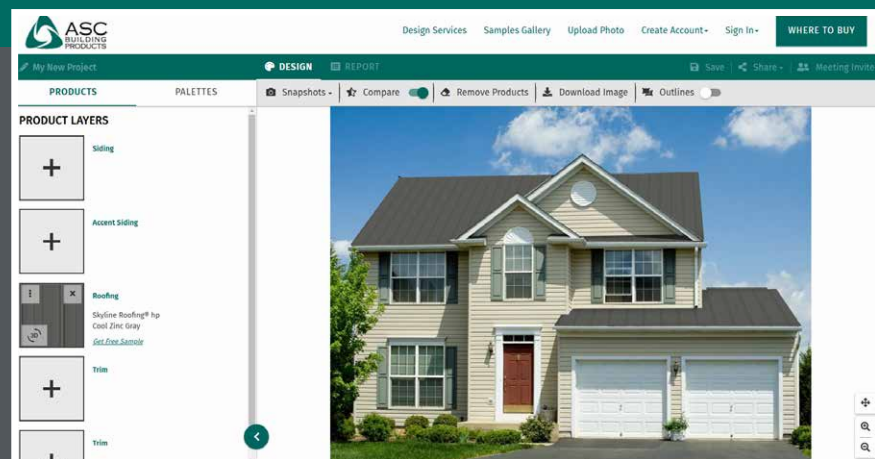
Discover our full range of high-quality metal roofing and siding products. Access expert installation support and explore valuable insights on design, durability, and maintenance to bring your project vision to life with confidence.



## Visualizer Online

Visualize your next project online with our 3D visualizer, now with AI.

This interactive tool allows you to try different materials on a digital model of your project. Quickly upload a photo of your home to see different products and colors.





[ascbp.com](http://ascbp.com)

